



## Handy Tips on How to "Recycle it Right" at the Curb








Keep It Empty, Clean & Dry

**Mid-Valley**  
Garbage & Recycling  
Association













[www.mrtrashrecycles.com](http://www.mrtrashrecycles.com)









### PLEASE INCLUDE THESE IN THE MIXED RECYCLING CART

	Newspaper, including ads and other paper inserts
	Junk mail and scrap paper
	Magazines and catalogs
	Phone books
	Paperback Books – Tear off covers and include in recycling.
	Corrugated cardboard (a wavy layer between two flat layers): flatten cardboard boxes. Remove excessive tape. <b>Do not include wax corrugated cardboard (most commonly used to ship produce to retailers).</b> Greasy pizza boxes may be added to the yard debris cart, but not in the recycling unless the greasy parts are removed.
	Paper bags

## PLEASE INCLUDE THESE IN THE MIXED RECYCLING CART

	Cereal, cracker, cookie and shoe boxes
	Wrapping paper ( <b>no foil, glitter, plastic coating or tape</b> ) Cards ( <b>no foil, glitter or plastic coating</b> )
	Envelopes (windows and labels are OK)
	Paper egg cartons
	Copier and printer paper, fax paper, stationery, file folders, note paper, computer paper, brochures, coupons
	Post-it notes
	Place shredded paper inside a paper bag before placing in the recycling container.
	Construction paper
	Paper labels from cans
	Paper towel & tissue cores ( <b>no paper towels or tissue</b> )

## PLEASE INCLUDE THESE IN THE MIXED RECYCLING CART

	<p>Plastic bottles, jugs and jars – 6 ounces or larger, any container with a threaded neck (for a screw-on lid) or neck narrower than the base. This includes milk jugs, peanut butter jars, and bottles from grooming and cleaning products (shampoo, cleansers, laundry soap, etc.). Rinse before recycling.</p>
	<p>Plastic tubs: 6 ounces or larger, usually round with a wider rim than base and contain products such as salsa, margarine, cottage cheese, hummus, etc. Rinse before recycling.</p>
	<p>Steel and aluminum cans, thoroughly rinsed. Do not flatten cans. Do not place lids loose in recycling containers; place lid and any other small pieces of metal such as bottle caps or paper clips inside the can and crimp it shut</p>
	<p>Small metal items (such as bottle caps, nails, and other metal items 2 inches or less in length) should be placed in a metal can and crimped shut.</p>
	<p>Aluminum foil and trays – rinse thoroughly. Wad the aluminum foil or trays into a ball to help prevent having the material sorted with the paper.</p>
	<p>If possible, remove all non-metal materials such as wood, plastic, rubber or paper.</p>
	<p>Large metal items with a maximum size of 18 inches in any direction and weighing no more than 10 pounds.</p>
	<p><b>Aerosol cans must be empty and unpressurized.</b> Remove the cap and nozzle. Don't puncture or flatten can.</p>

**PLEASE DO NOT INCLUDE THESE IN THE RECYCLING CONTAINER**



Plastic bags and other “film” plastic like bread bags, wrappings around toilet paper and water bottles are a serious problem for recycling facilities. Take plastic bags back to grocery stores that have collection bins for plastic bags or reuse them.



Bottles that have contained motor oil, pesticides, herbicides or other hazardous materials. **Bottles that have contained cleaning products are OK.**



Lids. Their size makes them difficult to sort out of the commingled recyclables and usually end up at paper mills where they contaminate the paper.



Trays – from microwaveable meals, deli products, prepackaged meals and snacks (Lunchables®, etc.). Take-out, deli or other food containers that are not specifically tubs, including clamshell-type containers, boxes, bowls, etc.



Styrofoam® or other foam products (cups, meat trays, egg cartons, packaging foam, packing peanuts, etc.). Please contact the recycling hotline (503-390-4000) or visit [www.MCRecycleGuide.net](http://www.MCRecycleGuide.net) for block Styrofoam® recycling options. **If put in the garbage, peanuts must be bagged.**



Plastic or plastic-coated beverage cups, lids or straws. This includes coffee cups, although the cardboard sleeve can be recycled.

**PLEASE DO NOT INCLUDE THESE IN THE RECYCLING CONTAINER**



Plastic packaging that doesn't conform to the bottle, jar, bucket or tub shapes, such as "blister packaging," "clamshells," film (stretch or shrink wrap, bubble wrap and bags), or containers smaller than 6 ounces.



Planting/nursery pots made of rigid plastic.



Buckets and 5 gallons buckets.



Aseptic milk and juice cartons.



Freezer boxes, butter boxes, ice cream containers, take-out containers. These containers have a plastic moisture barrier to keep them from disintegrating but that makes them unrecyclable. They are also often contaminated with food.









# Recycling That Goes in the Small Basket




If you live in a home located within the urban growth boundary of a city, you can also recycle the following in the **small red or blue** basket.

## PLEASE INCLUDE THESE IN THE SMALL RECYCLING BASKET

	Motor Oil – Place up to two gallons of motor oil in an original container or transparent container (i.e. milk jug).
	Household batteries – Place in a re-sealable zipper bag.
	Cooking Oil - Place up to two gallons of cooking oil in an original container or transparent container (i.e. milk jug).
	Antifreeze - Place up to two gallons of antifreeze in an original container or transparent container (i.e. milk jug).
	Paint – Place up to two gallons of latex or oil based paint. Larger volumes may be dropped off at a <a href="#">PaintCare collection site</a> .
	Never put glass in the mixed recycling cart! Please remove lids and rinse containers. Metal lids can be recycled with other metals in your commingled/mixed recycling roll cart or container. Lids are not allowed in the glass bin.

## PLEASE DO NOT INCLUDE THESE IN THE SMALL RECYCLING BASKET

	<p>Please do not include other types of glass such as vases, bake ware, drinking glasses, eye glasses, window glass, mirrors, dishes, light bulbs, ceramics, broken glass, etc.</p> <p><b>Why not other types of glass?</b> Glass bottles and jars are different from other types of glass. They have different ingredients and melt temperatures than other types of glass. Mixing other types of glass with jars and bottles during manufacturing can weaken the structure of a bottle or jar, which can cause it to crack or explode when being filled or opened.</p>
---	--



## Yard Debris Cart or Mixed Organics Cart

### PLEASE INCLUDE THESE IN THE GREEN YARD DEBRIS CART



Branches no more than 4 inches thick and 36 inches long, weeds, leaves, vines, grass, empty greasy pizza boxes, house plants, cut flowers, fruits, vegetables and pumpkins.



Mixed Organics Food – Includes kitchen scraps but not packaging. Available for residents of **Jefferson, Keizer, Salem, Silverton, Stayton, Turner, and Woodburn residents only.**

### PLEASE DO NOT INCLUDE THESE IN THE GREEN YARD DEBRIS CART

Please do not include pet waste, dirt, rocks, stumps, ashes, treated wood, plastic, metal, dead animals, garbage, branches more than 4 inches thick or food (except in cities listed above).